

# SONY®

## White paper

September 2013



# Xperia™ Z1

C6902/L39h

Note: Screen images are simulated.

# Purpose of this document

---

Sony product White papers are intended to give an overview of a product and provide details in relevant areas of technology.

# Document history

---

## Version

September 2013	First released version	Version 1
----------------	------------------------	-----------

# Sony Mobile Developer World

---

For the latest technical documentation and development tools, go to [www.sonymobile.com/developer](http://www.sonymobile.com/developer).

This White paper is published by:

Sony Mobile Communications AB,  
SE-221 88 Lund, Sweden

[www.sonymobile.com](http://www.sonymobile.com)

© Sony Mobile Communications AB, 2009-2013.  
All rights reserved. You are hereby granted a  
license to download and/or print a copy of this  
document.  
Any rights not expressly granted herein are  
reserved.

First released version (September 2013)  
Publication number: 1278-0974

This document is published by Sony Mobile  
Communications AB, without any warranty\*.  
Improvements and changes to this text  
necessitated by typographical errors,  
inaccuracies of current information or  
improvements to programs and/or equipment  
may be made by Sony Mobile Communications  
AB at any time and without notice. Such changes  
will, however, be incorporated into new editions  
of this document. Printed versions are to be  
regarded as temporary reference copies only.

\*All implied warranties, including without  
limitation the implied warranties of  
merchantability or fitness for a particular  
purpose, are excluded. In no event shall Sony or  
its licensors be liable for incidental or  
consequential damages of any nature, including  
but not limited to lost profits or commercial loss,  
arising out of the use of the information in this  
document.

# Table of contents

Product overview .....	2
Signature features .....	3
Facts – dimensions, weight, performance and networks .....	4
Categorised feature list .....	6
Technologies in detail .....	9
Device-to-device communications (local) .....	9
Bluetooth® wireless technology .....	9
Wi-Fi® .....	10
DLNA Certified® (Digital Living Network Alliance) .....	11
Messaging .....	12
MMS (Multimedia Messaging Service).....	12
Email .....	12
Positioning – location based services .....	13
Provisioning (OMA CP) .....	13
Multimedia (audio, image and video) .....	14
Synchronisation (OMA DS, EAS, Google Sync™) .....	16
Web browser .....	16
Memory in Android™ device .....	17
Trademarks and acknowledgements .....	21

# Product overview

## Xperia™ Z1 highlights

---

- Sony G Lens, 1/2.3" 20.7 MP Exmor RS™ for mobile image sensor and BIONZ™ for mobile image processing engine
- 5" Full HD TRILUMINOS™ Display for mobile with X-Reality™ for mobile picture engine
- Water and dust resistant (IP55 & IP58), durable tempered glass with a solid one-piece aluminium frame
- Qualcomm Snapdragon™ 800 quad-core 2.2 Ghz processor, 3000 mAh battery, battery STAMINA Mode
- Live broadcast to Facebook™ via Social live

### The world's best camera in a water resistant smartphone\*

Sharper. Clearer. Brighter. That's what Sony's industry leading compact digital cameras give you. And now with Xperia™ Z1, we have created a groundbreaking smartphone built with the very same components, giving you the most stellar picture and video quality possible. By combining the large 1/2.3" 20.7MP Exmor RS™ for mobile image sensor, Sony's award-winning G Lens, and intelligent BIONZ™ for mobile image processing engine, the results are nothing less than amazing. The light-sensitive 27mm wide angle lens comes with an aperture of F2.0. Wide apertures mean that *bokeh* – the way the lens renders out-of-focus points of light – will be naturally incorporated in images produced. The large high sensitivity sensor is made exclusively for Xperia™ Z1 and is equivalent to the sensor size used in Sony's Cyber-shot™ digital still cameras, which together with the intelligent noise reduction capabilities of the image processing engine and the sensitive ISO 6400 enables incredibly clear low-light pictures without sacrificing detail. The high pixel resolution, aspherical lens and BIONZ™ for mobile super resolution technology enables zoom without quality loss - just like an optical zoom, while the high shutter speed reduces any risk of blurry footage. Images are delivered with super sharpness, clarity and brightness.

\*Xperia™ Z1 features a camera combining the world's largest image sensor (1/2.3 inches) with the highest resolution (20.7MP) in a water resistant smartphone. It also includes the brightest lens (F2.0) available in a slim (8.5mm) water resistant (IPX5/IPX8) smartphone. Specifications verified by Strategy Analytics' SpecTRAX service as of 10th of May 2013. For more information on Strategy Analytics results, go to: [www.sonymobile.com/testresults/](http://www.sonymobile.com/testresults/).

### The best colour and sharpness ever

Built with the latest Sony BRAVIA® technologies optimised for mobile, Xperia™ Z1 incorporates a large high-resolution 5" Full HD TRILUMINOS™ Display for mobile, for a wider palette of rich, natural colours – just like having a broader range of colour pencils to draw from. With Sony's exclusive X-Reality™ for mobile picture engine, everything you watch – from HD movies to web videos and photos – is analysed and selectively processed to deliver clean, clear, and lifelike pictures. In addition, the Intelligent Super Resolution technology finds and reproduces lacking pixels, so you'll always be able to enjoy the sharpest videos, preventing your entertainment from being spoiled by low resolution videos. The display comes with a 1920 x 1080 progressive scan, for incredibly crisp pictures free of jagged edges. Paired with a pixel density of 441 pixels per inch, you get pictures that are razor sharp and incredibly bright.

### Smart, sleek and water resistant\*

Building upon the rich history of Sony's craftsmanship, Xperia™ Z1 has been carefully crafted using only clean lines and premium materials. With OmniBalance™ design, this smartphone offers balance and symmetry in all directions, creating a smartphone that feels wonderful to hold in every angle. Both the front and back are made of durable tempered glass, reflecting the world around you while allowing you to

get so immersed in content that the hardware virtually disappears. The innovative solid one-piece aluminium frame is designed without breaks, creating a completely seamless expression. Paired with the Magnetic Charging Dock DK31, charging is made smooth and comfortable, with no need to open a USB cap. And due to its IP55/IP58 rating, this slim and sleek smartphone is both water and dust resistant. In fact, even the headphone jack is water resistant. For a smartphone that is just as breathtaking as it is tough.

\*In compliance with IP55 and IP58, Xperia™ Z1 is protected against the ingress of dust and is water resistant. Provided that all the covers for the micro USB port, the micro SIM slot and the memory card slot are firmly closed, the phone is (i) protected against low pressure jets of water from all practicable directions in compliance with IP55; and/or (ii) can be kept under 1.50 metres of freshwater for up to 30 minutes in compliance with IP58. For more information, go to [www.sonymobile.com/xperia-z1-waterresistant](http://www.sonymobile.com/xperia-z1-waterresistant).

### **Blazing fast performance**

Performance that never lets you down. Isn't that what we're all craving for? With Xperia™ Z1, that's exactly what you get. This smartphone supports super-fast LTE networks, giving you access to entertainment anytime and anywhere. With the latest Qualcomm Snapdragon™ 800 quad-core 2.2 Ghz processor with 2GB RAM, this smartphone comes with ultra-fast performance and breathtaking graphics. So stream your favourite YouTube™ clips and download the latest podcasts.

### **Better battery life**

Smartphones use a lot of power, even when you're not actively using them. All those apps that you have on your phone may still be running in the background, draining your battery. Battery STAMINA Mode saves you wasted battery drain. It recognises when you're not using your display and automatically turns off the functions you don't need, while keeping the notifications you want. As soon as you press the power button to wake up your screen, everything is up and running again. So not only do you have an enormous 3000 mAh battery, Battery STAMINA Mode helps you cleverly maximise every bit of that energy.

### **Social live – broadcast your precious moments live**

Your best friend's wedding. Your child's first steps. That winning goal. With Social live, you can broadcast every precious moment as it happens live via Facebook. Get your friend's response right on the screen and keep the conversation going, all in real-time. So go ahead and let Xperia™ Z1 erase the distance and bring together the people that matter to you most.

## Info-eye™ – an innovative way to gain information

How tall is the Eiffel Tower? What meat should you eat with that bottle of red? And what does that QR code tell you? Photograph the object and Info-eye™ is designed to instantly give you all the relevant information you need. An innovative way to search information on the things that interest you – right through your camera viewfinder.



NOTE: Screen images are simulated.

## Facts – dimensions, weight, performance and networks

---

<b>Operating system</b>	Google™ Android™ 4.2 (Jelly Bean)
<b>Processor</b>	2.2 GHz Qualcomm MSM8274 Quad Core
<b>GPU</b>	Adreno 330
<b>Size</b>	144 x 74 x 8.5 mm
<b>Weight</b>	170 grams
<b>Available colours</b>	Black White Purple
<b>SIM card</b>	micro SIM
<b>Main screen</b>	
Colours	16,777,216 colour TFT
Resolution	1920x1080 pixels
Size (diagonal)	5.0 inches
<b>Input mechanisms</b>	
Text input	On-screen QWERTY keyboard
Touch screen	Capacitive
Touch gesture	Yes – multi-touch, up to 10 fingers supported
<b>Memory</b>	
RAM	2 GB
Flash memory	Up to 16 GB*
Expansion slot	microSD™ card, up to 64 GB (SDXC supported)
<b>Camera</b>	
Camera resolution	20.7 MP
Digital zoom	8x
Photo light	Yes – Pulsed LED
Video recording	Yes – HD 1080p
Front Camera	Yes – HD 1080p for video chat and 2 MP for camera capture
<b>Sensors</b>	
Accelerometer	Yes
Proximity sensor	Yes
Ambient light sensor	Yes

Magnetometer	Yes
Gyroscope	Yes
<b>Networks</b>	
C6902/L39h	UMTS HSPA+ 850 (Band V), 900 (Band VIII), 1700 (Band IV), 1900 (Band II), 2100 (Band I) MHz GSM GPRS/EDGE 850, 900, 1800, 1900 MHz
<b>Data transfer speeds</b>	
GSM GPRS	Up to 107 kbps
GSM EDGE	Up to 296 kbps
HSUPA (upload)	Cat 6, up to 5.8 Mbps
HSDPA (download)	Cat 24, up to 42 Mbps
<b>Hearing Aid Compatibility (HAC)</b>	
M-Rating	M3
T-Rating	T3
<b>Talk time (GSM)</b>	Up to 830 minutes**
<b>Standby time (GSM)</b>	Up to 880 hours**
<b>Talk time (UMTS)</b>	Up to 900 minutes**
<b>Standby time (UMTS)</b>	Up to 850 hours**
<b>Music listening time</b>	Up to 110 hours**
<b>Video playback time</b>	Up to 400 minutes**
<b>Battery (Embedded)</b>	3000 mAh minimum

\* Memory comprises approximately 4GB of firmware, plus 12GB of “Internal storage” for music, pictures and movies, and downloaded applications and their data. For more details about memory, see “Memory in Android™ devices” on page 19.




\*\* Values are according to GSM Association Battery Life Measurement Technique as performed in controlled laboratory conditions. Actual time may vary.

NOTE: Battery performance may vary depending on network conditions and configurations, and device usage.

NOTE: Performance metrics measured under laboratory conditions.



## Categorised feature list

 <p><b>Camera</b></p> <ul style="list-style-type: none"> <li>20.7 megapixel camera</li> <li>8x digital zoom</li> <li>Auto focus</li> <li>Burst mode</li> <li>HDR for photos and movies</li> <li>Face detection</li> <li>Flash/Pulsed LED</li> <li>Flash/Photo light</li> <li>Front-facing camera (2 MP 1080p)</li> <li>Geotagging</li> <li>HD video recording (1080p)</li> <li>Image stabiliser</li> <li>Object tracking</li> <li>Picture Effect</li> <li>Quick Launch</li> <li>Red-eye reduction</li> <li>Scene recognition</li> <li>Self-timer</li> <li>Send to web</li> <li>Smile Shutter™</li> <li>Sony Exmor RS® for mobile</li> <li>Image sensor</li> <li>Superior Auto</li> <li>Sweep Panorama</li> <li>Touch capture</li> <li>Touch focus</li> <li>White balance</li> </ul>	 <p><b>Music</b></p> <ul style="list-style-type: none"> <li>3D Surround Sound (VPT)</li> <li>Album art</li> <li>Bluetooth® stereo (aptX®, A2DP)</li> <li>ClearAudio+</li> <li>Clear bass</li> <li>Clear Phase™</li> <li>Clear stereo</li> <li>Dynamic normaliser</li> <li>Low power audio playback***</li> <li>Music tones (MP3/AAC)</li> <li>PlayNow™ service*</li> <li>SensMe™</li> <li>TrackID™ music recognition*</li> <li>“WALKMAN” application</li> <li>xLoud™ Experience</li> </ul>	 <p><b>Internet</b></p> <ul style="list-style-type: none"> <li>Bookmarks</li> <li>Google Chrome™*</li> <li>Google Play™*</li> <li>Google™ search*</li> <li>Google Voice™ Search*</li> <li>Google Maps™ for Mobile with Street view*</li> <li>Info-eye™*</li> <li>Pan &amp; zoom</li> <li>Sony Select</li> <li>Xperia™ Home</li> <li>Web browser (WebKit™)*</li> </ul>
--	---	--

 <p><b>Communication</b></p> <ul style="list-style-type: none"> <li>Call list</li> <li>Facebook™ application*</li> <li>Google Talk™ application*</li> <li>Google+*</li> <li>Noise suppression</li> <li>Polyphonic ringtones</li> <li>Speakerphone</li> <li>Slow talk</li> <li>Talk equaliser</li> <li>Twitter™ application*</li> <li>Voice enhancement</li> <li>Xperia™ Socialife*</li> </ul>	 <p><b>Messaging</b></p> <ul style="list-style-type: none"> <li>Conversations</li> <li>Email</li> <li>Google Mail™*</li> <li>Handwriting recognition</li> <li>Instant messaging</li> <li>Multimedia messaging (MMS)</li> <li>Predictive text input</li> <li>Sound recorder</li> <li>Text messaging (SMS)</li> </ul>	 <p><b>Design</b></p> <ul style="list-style-type: none"> <li>Auto rotation</li> <li>Direct touch</li> <li>Face Unlock</li> <li>Gesture input</li> <li>IPX5 and IPX8 (water resistant)**</li> <li>IP5X (Dust-proof)</li> <li>On-screen QWERTY keyboard</li> <li>STAMINA mode</li> <li>Screenshot capturing</li> <li>Throw</li> <li>X-Reality™ for mobile</li> <li>Touch screen</li> <li>Triluminos™</li> <li>Voice input</li> <li>Wallpaper</li> </ul>
 <p><b>Entertainment</b></p> <ul style="list-style-type: none"> <li>3D games</li> <li>Google Wallet™*</li> <li>Media browser</li> <li>Motion gaming</li> <li>PlayMemories</li> <li>PlayStation® Certified</li> <li>Radio (FM radio with RDS)</li> <li>Reader mode</li> <li>SensMe™ slideshow</li> <li>Sony Entertainment Network*</li> <li>TV launcher</li> <li>Video streaming</li> <li>YouTube™*</li> </ul>	 <p><b>Organiser</b></p> <ul style="list-style-type: none"> <li>Airplane mode</li> <li>Alarm clock</li> <li>Calculator</li> <li>Calendar</li> <li>Contacts</li> <li>Document readers</li> <li>eCompass™</li> <li>Notes</li> <li>Setup guide</li> <li>Stopwatch</li> <li>Tasks</li> <li>Timer</li> </ul>	 <p><b>Connectivity</b></p> <ul style="list-style-type: none"> <li>3.5 mm audio jack (CTIA)</li> <li>ANT+ sport fitness</li> <li>aGPS*</li> <li>Bluetooth® 4.0 wireless technology</li> <li>DLNA Certified®</li> <li>GLONASS*</li> <li>MHL support</li> <li>Media Go™</li> <li>Media Transfer Protocol support</li> <li>Micro USB support</li> <li>Native USB tethering</li> <li>NFC</li> <li>PC Companion</li> <li>Screen mirroring</li> <li>Smart Connect</li> <li>Microsoft® Exchange ActiveSync®</li> <li>Synchronisation via Facebook™</li> <li>Synchronisation via Google™*</li> <li>Synchronisation via SyncML™</li> <li>USB charging</li> <li>USB High speed 2.0 support</li> <li>Xperia Link™</li> <li>Wi-Fi®</li> <li>Wi-Fi® Hotspot functionality</li> </ul>

\* *This service is not available in all markets.*

\*\* *In compliance with IP55 and IP58 standards, Xperia™ Z1 is protected against the ingress of dust and water. Provided that all ports and covers are firmly closed, the phone is (i) protected against low pressure jets of water from all practicable directions in compliance with IP55; and/or (ii) can be kept under 1.50 metres of freshwater for up to 30 minutes in compliance with IP58. The phone is not designed to float or work submerged underwater outside the IP55 or IP58 classification range that may lead to your warranty being void. To find out more, go to [www.sonymobile.com/testresults](http://www.sonymobile.com/testresults).*

\*\*\* *This feature is only available when you play music using the "WALKMAN" application.*

# Technologies in detail

**NOTE:** The information outlined below is general and levels of compliance to standards and specifications may vary between products and markets. For more information, contact Sony Mobile Developer World or your Sony contact person where applicable.

## Device-to-device communications (local)

---

### Bluetooth® wireless technology

Bluetooth® profiles supported	Advanced Audio Distribution Profile v1.2 Audio/Video Remote Control Profile v1.3 Device Identification Profile v1.3 Generic Attribute Profile Client/Server over LE Handsfree Profile v1.6 (Wide band speech) Headset Profile v1.2 Health Device Profile v1.1 Human Interface Device Profile, Host role v1.1 Messaging Access Profile v1.0 Object Push Profile v1.1 Personal Area Networking Profile v1.0 Phonebook Access Profile v1.1 Proximity Monitor Profile over LE v1.0 Serial Port Profile v1.1
Core version and supported core features	Version 4.0
Other supported features	aptX® CD quality audio streaming over Bluetooth®
Connectable devices	Products support at least one of the Bluetooth® profiles listed above. Bluetooth® 4.0 accessories generally require installation of a supporting application.

More information:

[www.sonymobile.com/developer](http://www.sonymobile.com/developer)

[www.bluetooth.com](http://www.bluetooth.com)

**Wi-Fi®**

Supported standards	IEEE 802.11a/b/g/n/ac and Wi-Fi® Wi-Fi Direct, Wi-Fi Protected Setup
Connectable devices	Wi-Fi® access points Wi-Fi Direct compatible devices
Frequency band	2.4 GHz/5 GHz
Data transfer rate	Up to 325 Mbit/s
Security	Open Authentication Shared Authentication EAP-SIM EAP-AKA EAP-TLS EAP-TTLS/MSCHAPv2 PEAPv0/EAP-MSCHAPv2 PEAPv1/EAP-GTC WPA Personal and WPA2 Personal WPA Enterprise and WPA2 Enterprise
Encryption	WEP 64 bit, WEP 128 bit, TKIP and CCMP (AES)
Power save	WMM-UAPSD
QoS	WMM

## DLNA Certified® (Digital Living Network Alliance)

Supported Device Classes	<p>M-DMS – Mobile Digital Media Server Media Types: images, music and video Summary: The digital media server exposes the media files in your device to a Wi-Fi® network. The files can then be accessed from other DLNA Certified® clients.</p> <p>+PU+ Media Types: image, video and music Summary: Play media in your device on another device, such as a TV or computer using 2 box push technology. +PU+ is integrated in the Album, Movies and Walkman applications.</p> <p>M-DMP – Mobile Digital Media Player Media Types: image, video and music Summary: Play content stored on another device, for example, a server or a PC, directly on your device.</p> <p>+DN+ Media Types: video and music Summary: Download content stored on another device, for example, a server or a PC, and play the downloaded content directly on your device.</p>
Supported Bearers	<p>Wi-Fi® Wi-Fi® Direct</p>
DRM Support	<p>The DLNA Certified® implementation does not support DRM-protected content.</p>

## Messaging

---

### MMS (Multimedia Messaging Service)

According to OMA Multimedia Messaging Service v1.0 + SMIL

### Email

Bearer type (IP)	GPRS, EGPRS, UMTS
Character sets	BIG5 Traditional Chinese GB18030 ISO-2022-JP Japanese ISO-8859-1 ISO-8859-2 Eastern Europe ISO-8859-5 Cyrillic ISO-8859-7 Greek ISO-8859-9 Turkish ISO 8859-11 KOI8-R Cyrillic Shift_JIS Japanese US-ASCII UTF-16 UTF-8 Windows® 874 Windows® 1251 Cyrillic Windows® 1252 Windows® 1254 Turkish Windows® 1258 Vietnamese
Protocols	POP3 and IMAP4
Push email	Microsoft® Exchange ActiveSync® (EAS)
Secure email	SSL/TLS, both port methods (POPS/IMAPS) and STARTTLS
HTML mail	Yes (read only)

More information:

[www.sonymobile.com/developer](http://www.sonymobile.com/developer)

[www.openmobilealliance.org](http://www.openmobilealliance.org)

## Positioning – location based services

---

Supported standards:

- OMA Secure User Plane Location (SUPL) v1.0 & v2.0
- 3GPP™ Control Plane location (incl. Emergency location)
- Qualcomm® GPSONeXtra™

Supported satellite systems:

- GPS
- GLONASS\*

\* NOTE: GPS and GLONASS are used together to calculate the position. Positioning is more robust and accurate in most conditions if both systems are active. The benefits of using GLONASS are automatically available for all applications using the Satellite Positioning API (referred to as "GPS Provider" in Android terminology).

## Provisioning (OMA CP)

---

OMA CP version 1.1



## Multimedia (audio, image and video)

<b>Audio Playback</b>	<b>Decoder format</b>	<b>Supported in file format</b>
	MP3	MP3 (.mp3)
	AAC (AAC-LC, AAC+, eAAC+)	3GPP (.3gp, .3gpp, .m4v), MP4 (.mp4, .m4a), ADTS (.aac)
	AMR-NB, AMR-WB	3GPP (.3gp, .3gpp), MP4 (.mp4, .m4a), AMR (.amr, .awb)
	MIDI	SMF (.mid), XMF (.xmf), Mobile XMF (.mxmf), OTA (.ota), RTTTL (.rtttl), RTX (.rtx), iMelody (.imy)
	PCM	WAV (.wav)
	Vorbis	OGG (.ogg)
	FLAC	FLAC (.flac)
<b>Audio Recording</b>	<b>Encoder format</b>	<b>Supported in file format</b>
	AMR (AMR-NB, AMR-WB)	3GPP (.3gp, .3gpp), MP4 (.mp4, .m4a) AMR (.amr)
	AAC (AAC-LC)	3GPP (.3gp, .3gpp), MP4 (.mp4, .m4a)
<b>Image Playback</b>	<b>Decoder format</b>	<b>Supported in file format</b>
	Windows bitmap	BMP (.bmp)
	GIF	GIF (.gif)
	JPEG	JPEG (.jpg, .jpeg)
	PNG	PNG (.png)
	BMP	BMP (.bmp)
	WebP	WebP (.webp)
<b>Image Capture</b>	<b>Encoder format</b>	<b>Supported in file format</b>
	JPEG	JPEG (.jpg)

<b>Video Playback</b>	<b>Decoder format</b>	<b>Supported in file format</b>
	MPEG-4	3GPP (.3gp, .3gpp), MP4 (.mp4, .m4v) Matroska (.mkv), AVI (.avi), Xvid (.xvid)
	MPEG-2 (only for Japanese market)	MPEG2-TS (.ts, .tts)
	H.264	3GPP (.3gp, .3gpp), MP4 (.mp4, .m4v) Matroska (.mkv)
	H.263	3GPP (.3gp, .3gpp), MP4 (.mp4, .m4v)
	VP8	Webm (.webm, .mkv)
<b>Video Recording</b>	<b>Encoder format</b>	<b>Supported in file format</b>
	H.264	3GPP (.3gp, .3gpp), MP4 (.mp4, .m4v), Video Unlimited (.muv)
	H.263	3GPP (.3gp, .3gpp), MP4 (.mp4, .m4v)
	MPEG-4	3GPP (.3gp), MP4 (.mp4)
<b>Audio/Video Streaming</b>	Streaming transport	RTSP HTTP progressive download HLS
<b>DRM</b>	DRM (Digital Rights Management) – features the rights and copy protection of downloaded content	OMA DRM v1.0 Marlin DRM Widevine Level 3 PlayReady DRM (available in specific regions)

## Synchronisation (OMA DS, EAS, Google Sync™)

---

OMA Data Synchronisation protocol versions 1.1.2 and 1.2

OMA Data Formats: vCard 2.1, vCalendar 1.0

Microsoft® Exchange ActiveSync® protocol version 2.5

Microsoft® Exchange ActiveSync® protocol version 12

Microsoft® Exchange ActiveSync® protocol version 12.1

Microsoft® Exchange ActiveSync® protocol version 14

Microsoft® Exchange ActiveSync® protocol version 14.1

Google Sync™

Related information:

[www.sonymobile.com/developer](http://www.sonymobile.com/developer)

## Web browser

---

Google Chrome™ for Android™ is pre-installed.\*

Related information:

<https://play.google.com/store/apps/details?id=com.android.chrome>

\* Google Chrome may not be available in all markets.

## Memory in Android™ devices

---

To use Android devices efficiently, users should be aware of the different types of device memory. This knowledge is important in order to understand, for example, where music, photos and videos are saved; how many apps can be downloaded from Google Play™; and how photos can be copied to a PC.

The below information is also of interest to developers who want to optimise their programs to make the best possible use of the resources in the device.

Generally, all Android devices share the same basic memory setup. What differs is how much memory is available to you via the different types of memory, and whether your device uses an external SD card or an internal memory chip. Any information specific to the particular device model described in this White Paper is noted as such.

### Types of memory

The types of memory described and numbered below are consistent with the terminology used in Sony mobile device menus and in other content relating to 2013 Xperia™ devices:

1. **Dynamic Memory** (also known as RAM) is used by applications that run when the device is turned on. The amount of Dynamic Memory influences how many applications and operating system services can run at the same time. The Android operating system automatically closes applications and services that are not being used.

However, such automatic functionality has limits. For example, if a lower amount of free RAM is available to applications after a new release of the operating system (due to increased capabilities in the system), device speed will eventually be impacted. This is the main reason that a device cannot be indefinitely upgraded to newer releases of Android™.

If you experience problems with RAM, for example, if the device runs slower than usual or if the Home application restarts frequently when you leave an application, you should minimise the use of apps that run all the time. Such apps could include, for example, applications that frequently download social networking service updates. You could also consider using a static wallpaper instead of a live wallpaper.

To see which apps and services are currently active, go to **Settings > Apps > Running**. You should have at least 50 MB, and ideally 100 MB or more, of free RAM to avoid slowdowns and application restarts.

You should also be aware that if you update the device to a later Android release, the load on the built-in Dynamic Memory will increase due to the addition of more features, as mentioned above. As a result, the device may run slower after an update.

The Xperia™ Z1 has about 2 GB of RAM available to the Android OS and applications, of which about 200 MB is already used out of the box.

2. **System Memory** (also known as “System partition” or “/system”) is used for the Android OS and for most applications that are pre-loaded from the factory. This type of memory is normally locked, and can only be changed through a firmware upgrade. There is usually some free space available in this section of memory. However, since it is locked, you cannot save apps, photos or any other content to this memory. System Memory is reserved for future firmware upgrades, which almost always need more memory than the original firmware. You cannot see or influence the use of this memory.
3. **Internal Storage** is memory used as “working” memory. It can be compared to the C: drive on a PC or to the startup disk on a Mac.

This type of memory is used to store all application downloaded from the Google Play™ Store (and other sources) as well as their settings and data (such as emails, messages and calendar events, for example). All applications have an allocated area which no other applications can access and where the application data can be stored.

Some game applications also store content such as game music and game level information outside their own designated area. In most cases, an application can choose to save its data in a location of its own choosing (outside the protected application settings area). Generally, such content is not deleted when an application is uninstalled; it must be removed manually by connecting the device to a computer with a USB cable, or by using a file manager application.

Internal Storage is also used for all user content added, for example, as a result of the user taking photos with the camera, downloading media files, and performing file transfers. Typical user content includes:

- photos
- movies
- music
- downloaded documents (as email attachments, for example)

Internal Storage will tend to fill up as a result of normal usage. Examples of such usage are the saving of data by applications; the downloading and installation of new applications; the downloading of free or paid content; and the shooting of pictures and movies. Therefore, the larger this memory is from the start, the more applications you can download and use, and the more pictures and movies you can shoot.

If the Internal Storage starts to get full, the device slows down, and in some cases it might no longer be possible to install more apps. You should always ensure that you have at least 100 MB of free Internal Storage. If not, you should consider removing some apps that you seldom use, or move content that you do not frequently access to safe storage.

You can see approximately how much Internal Storage is free in **Settings > Storage > DEVICE MEMORY**. You can also view more detail about how much memory is used by applications in **Settings > Apps**. In the Xperia™ Z1, about 12 GB of Internal Storage is available out of the box.

Please note that in Sony Mobile 2013 products, “Internal Storage” is now the combination of what was previously known as “Device Memory” or “Phone Memory” (for applications and their data – also previously known as “/data”) and “Internal Storage” (for user’s content – also previously known as “/sdcard”). The reason for this change is to make the use of available memory more flexible, and also to enable the optional encryption of user’s content.

### **Memory card slot**

In some products you may find both a large internal memory and a memory card reader slot. However, on the current Android platform, the card reader slot does not work in the same manner in a device with a large internal memory as it does in a device with ONLY a memory card slot.

Generally, since most applications expect only a single location for storage, such applications will not generally allow you to SAVE anything to the memory card (i.e., they do not offer the option to choose a storage location). However, some applications (for instance, the Sony Mobile “Camera” application) may actually allow you to do so. Other applications, for example, backup applications such as the Sony Mobile “Memory” application, will by definition be configured to copy content from the Internal Storage to the external SD card.

On the other hand, when it comes to reading from an external SD Card, you will be able to access content (for example, videos, photos and music) on a memory card inserted in this slot without any special consideration since the Android system searches all available memory for content. Therefore, such products may be regarded as supporting a fourth type of memory, called “External Card” or “SD Card”.

4. **SD Card** (known as “/ext\_card” from a programmer’s point of view, or by other names in other Android products) is the name for the removable SD memory card in all 2013 Sony Mobile products. As described above, this External Card memory is generally more limited in that any application can read from it, but many applications cannot save to this card. Only a few applications, including backup applications and file manger applications, have the capability to save to this card.

#### Backing up data to different memory types

Generally, you should not save photos, videos and other personal content solely on the internal memory of a device. If something should happen with the hardware, or if the device is lost or stolen, the data stored on the device’s internal memory is gone forever.

In a device where an SD card reader is the main memory, it is relatively easy to take the card out and copy all content to a PC or Mac, or to an entertainment device with a memory card slot. In a product featuring Internal Storage as the main memory, it is not possible to physically remove the memory. Instead, any critical or high-value content must either be copied to an external SD card by a special backup application, transferred to remote storage over a network (mobile or Wi-Fi), or to a computer via a USB cable.

To facilitate the transfer of data via a cable, the Xperia™ Z1 supports the Microsoft standard, Media Transfer Protocol (MTP), which makes it possible to easily transfer content back and forth between your device and a Windows PC. For Apple Mac computers, a special application called Sony™ Bridge for Mac is available with built-in support for MTP. This application can be downloaded from the Xperia™ Z1 Support page.

Note that you do not need to back up or make a copy of applications that you have downloaded from the Google Play™ Store. They can normally be downloaded again after you have set up your Google account to work in a new device (or in a device where the memory has been completely erased).

#### **Note 1:**

As noted above, some Android devices, including Sony Mobile devices from 2012 and Sony Ericsson devices from 2011 and earlier, do not use a single “Internal Storage” for both applications (and their data) and user content. Instead, these devices use either an external SD card for user content, or a corresponding area of internal memory to reproduce the functionality of an SD card. In such devices, there is a fixed limit between the application area (“/data”) and the user content area (“/sdcard”), with the result that user content can build up and reach this limit. The consequence of such a limit being reached, for example, for the camera application, would be that no new pictures could be taken even if there was still a considerable amount of free space in the application area (or in the user content area). In such an instance, the download and installation of new applications would also not be possible, even if there was enough free memory in the content area.

#### **Note 2:**

Some devices with integrated storage have abandoned the distinction between the application area and the content area when it comes to a Factory Data Reset. As a result, there is no option in such devices to perform a Factory Data Reset and preserve content. In such devices, all content is mandatorily and completely deleted from the device when a reset is performed.

In contrast, Sony Mobile’s memory integration solution makes it possible to preserve user content in this situation. Therefore, when performing a Factory Data Reset, the default action will still be to only remove applications and their data, and an option box must be checked if all content is to be removed as well (as might be desirable when selling the device second-hand, for instance).

**Note 3:**

For a developer, it is important to note that from a programming point of view the location names used to refer to the different memory areas described in Note 1 are still valid, i.e., the area used for applications (“/data”) is still present, as is the area used for content (“/sdcard”).

In reality, “sdcard” is a so-called “symbolic link” to “/data/media”. However, from inside an Android application, “/sdcard” can still be used. For example, you can use “sdcard/DCIM/100Android” to find all camera images. The continued use of “/sdcard” to access the content area ensures compatibility across different products and Android releases in this regard.

## Trademarks and acknowledgements

---

All product and company names mentioned herein are the trademarks or registered trademarks of their respective owners. Any rights not expressly granted herein are reserved. All other trademarks are property of their respective owners.

Visit [www.sonymobile.com](http://www.sonymobile.com) for more information.